



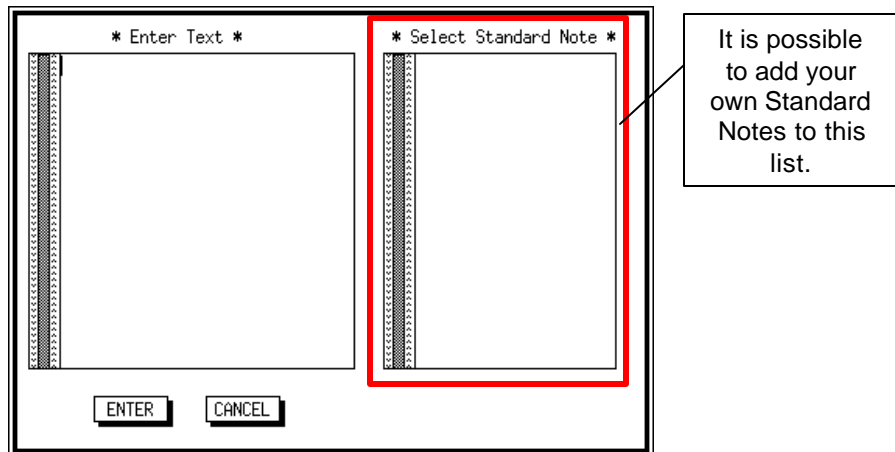
How to Add Your Own Standard Notes

The information in this tip applies to:

- ExpertCAD (all versions)


SUMMARY

Standard Notes offer a convenient way to add the same text note multiple times to your drawings. It is possible to add your own Standard Notes in ExpertCAD.



MORE INFORMATION

To add your own Standard Notes, do the following steps:

1. First create a text note that you wish to make into a Standard Note, and make it current.
2. Click the icon  to "Make the current note a standard note".
3. Enter the name you want to call your Standard Note. In our example we will use **Text Note** for the name of the Standard Note.

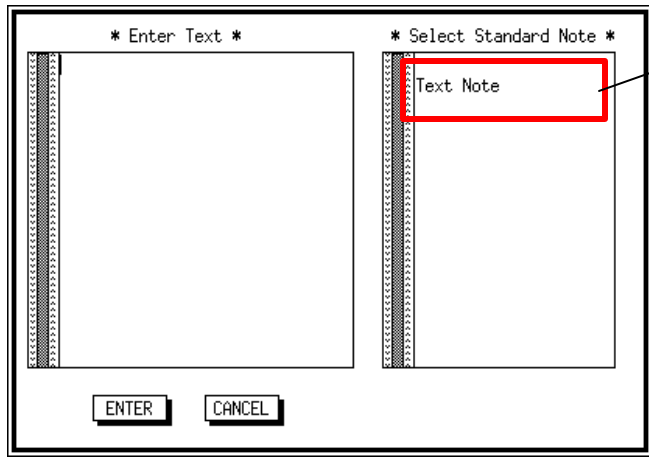
Now, the next time you go to create a text note, you can choose the Standard Note you created from the list. See the following diagram.

* Enter Text *

* Select Standard Note *

Text Note

ENTER CANCEL



The standard note you created appears in the list.